

Report on Japan Activities

Hiroshi Sakamoto / JSRT

Megumi Kondo / JAHIS

Makoto Suzuki / JIRA

2015-May-12

DSC@FSR Paris



Contents

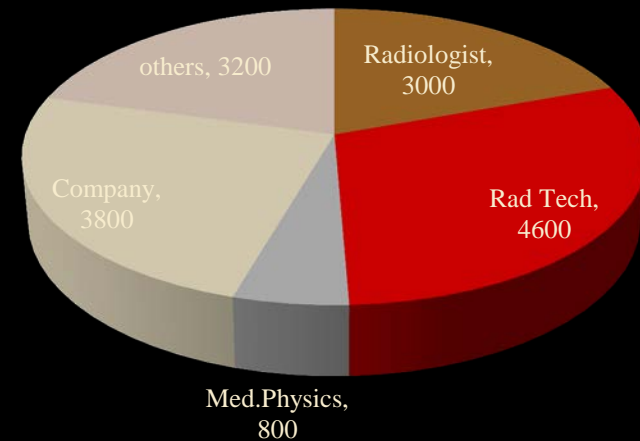

1. ITEM2015 Exhibit @Yokohama
2. JSRT Activities
3. JIRA Activities
4. JAHIS Activities



1. ITEM2015 Exhibit @Yokohama

Joint Congress of

- Japan Radiological Society (JRS)
- Japan Society of Radiological Technology (JSRT)
- Japan Society of Medical Physics (JSMP)



1. ITEM2015 Exhibit @Yokohama



1. JSRT Activities

JRC2015

The 71st Annual Scientific Congress of the JSRT
Apr,16-19,2015 Yokohama



- International symposium (Apr,18)

「A challenge of the national radiology data registry
- Learning by experience in the US -」

1. Radiation dose in CT and the role of a dose
index registry Michael McNitt-Gray

Thank you so much
David & Kevin

2. DICOM encoding of dose information:

Standards, tool and practicalities David A Clunie

3. The present condition of Japan DIR Rikuta Ishigaki



1. JSRT Activities

JRC2015

The 71st Annual Scientific Congress of the JSRT
Apr,16-19,2015 Yokohama



- Basic lecture of medical Informatics section

「 Basic lecture of DICOM 」

Issei Hokkyou (Member of JSRT MI)

- Educational lecture of medical Informatics section

「Updates of image management - DICOM WADO - 」

Yukio Ito (JIRA)



1. JSRT Activities

JRC2015

The 71st Annual Scientific Congress of the JSRT
Apr,16-19,2015 Yokohama



- Medical Informatics section symposium

「Challenge a system replace - outcome by standards」

1. Replacing PACS and DICOM
2. Radiology information system of replacement and JJ1017
3. Update of the radiation therapy information system
4. Diagnostic reporting system
 - System replacement and data conversion

「Educational Seminar hosted by JSMP」

1. DICOM Basics and Application M. Suzuki



1. JSRT Activities

- JSRT Fall Symposium
 - Informatics from economic viewpoint, etc
- PACS Specialist Seminar
 - Twice/Year Tokyo , Kyoto
- PACS Basic Seminar
 - Twice/Year Sendai , Kyushu
- Med. Informatics Specialist Seminar
 - Twice/Year Sapporo , Nagoya



2. JIRA Activities

DICOM Reverse-Dictionary 200 FAQ's

Q) What is multiframe ? > A) technical explanations


Q) CT sent images, but not appear on PACS console. Why ?
> A) some possible reasons

Published : 2014/Nov

1000 sold : 2015/Feb

2,700JPY 25USD

Seminar for beginners planned using this as text



2. JIRA Activities

Standards Translation Status

Many parts are out of date. due to voluntary power, \$

PS	Year	PS	Year
3.1	2009	3.11	2008
3.2	2009	3.12	2008
3.3	2011	3.14	2001
3.4	2001	3.15	2011
3.5	2009	3.16	2001
3.6	2009	3.17	2008
3.7	2011	3.18	2011
3.8	2011	3.19	2011
3.10	2008	3.20	2011



3. JAHIS Activities

- Pathology domain
 - Sample Image data of WSI : Working
Re-revised a sample image.
- Endoscopy domain
 - Color management : Working with WG13
Working on how to set the information of
“Color Space” to “Color profile” specification.
Draft of CP has been sent to WG-06.
 - Attended to WG13 t-con.



END

